



# Sanitary Freeze-Resistant Endura II™ Tubular

## Pedestal Fountain

### MODEL 4400 Sanitary FR



This fountain is certified to  
**NSF/ANSI 61.**

**GENERAL**

Pedestal, Endura II™ Steel fountain with textured powder coat finish and E-Coat immersion for year-round beauty with minimum maintenance. The E-Coat immersion process coats the outside and inside of the fountain for the ultimate in corrosion protection. Contour-formed stainless steel basin with rounded corners and edges reduces splatter, insures proper drainage and prevents standing waste water. Ideally suited for installation in public areas.

**SANITARY FREEZE-RESISTANT VALVE SYSTEM**

Fully sealed assembly minimizes chance of ground water contamination, and prevents drain water from mixing with fresh water. Freeze-resistant valve designed for ground installation 18" below the frost line.

**BUBBLER**

Vandal-resistant bubbler is one-piece, chrome-plated, with integral hood guard design to prevent contamination from other users, airborne deposits and tampering.

**PUSHBUTTON ACTUATION MECHANISM**

Self closing, vandal-resistant pushbutton does not require grasping or twisting.

**AUTOMATIC STREAM HEIGHT REGULATOR**

Stream height regulator is located inside sanitary freeze-resistant valve system to prevent tampering. Unit resists corrosion and liming. A constant stream height is automatically maintained under line pressures that vary from 20 to 105 psi.

**WATER INLET**

1/2" male NPT fitting.

**DRAIN OUTLET**

Drain requirements are detailed in the owner's manual.

**ACCESS PANEL**

Manufactured of heavy-gauge steel with vandal-resistant screws. Provides access for easy hook-up of all plumbing connections.

**SUGGESTED SPECIFICATIONS**

Fountain shall include pushbutton on the front. Shall include contour-formed basin to eliminate splashing and standing water, and shall have rounded corners and edges. Projector shall be chrome-plated vandal-resistant type with integral hood guard and anti-squirt feature. The manufacturer shall certify the unit to meet the requirements of NSF/ANSI 61, and the Safe Drinking Water Act.

NOTE: Continued product improvement makes specifications subject to change without notice. See Halsey Taylor website for most current spec sheet.



Standard finish is Evergreen textured powder-coat Endura II™

Each 4400 Sanitary FR consists of 2 cartons of the following:

- Fountain
- Sanitary Freeze-Resistant Valve System

Service stop not included.

Shipping weight: 162 lbs.

JOB NAME: _____
_____
ENGINEER/CONTRACTOR NAME: _____
_____
APPROVAL: _____
DATE: _____



## 4400 Sanitary FR

# Sanitary Freeze-Resistant Endura II™ Tubular Pedestal Fountain

(CONTINUED)

### MOUNTING INSTRUCTIONS and PLUMBING CONNECTIONS

Site and drainage excavation is required for fountain installation. Refer to owner's manual for site preparation details. Provide solid, well-drained surface to mount pedestal fountain (concrete pad recommended). (6) 1/2" anchor bolts (not included) should be attached firmly to mounting surface in order to secure fountain. Refer to rough-in diagram and be sure to allow an opening for the freeze-resistant valve in the ground as shown in the installation instructions that accompany the fountain. Refer to local codes for any additional requirements.

NOTE: Fountain is not furnished with service valve. Assemble fountain to prepared site and mounting pad.

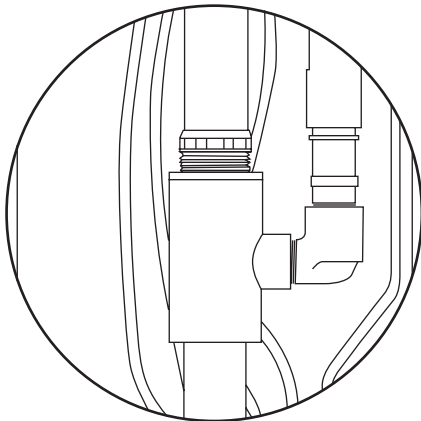
Position pedestal over plumbing and secure base to anchor bolts. Remove access panels and connect supply and water lines. Turn on water supply and check for leaks. Refer to owner's manual for detailed instructions.

### OPERATING PRESSURES:

Supply water - 105 psi maximum

### DETAIL A:

### AIR GAP / VACUUM BREAKER



ALL PVC PIPE CASINGS SUPPLIED BY INSTALLERS.  
SEE OWNERS MANUAL FOR COMPLETE DETAILS.

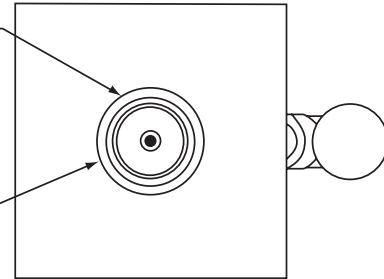
### LEGEND

A = ACCESS PANEL

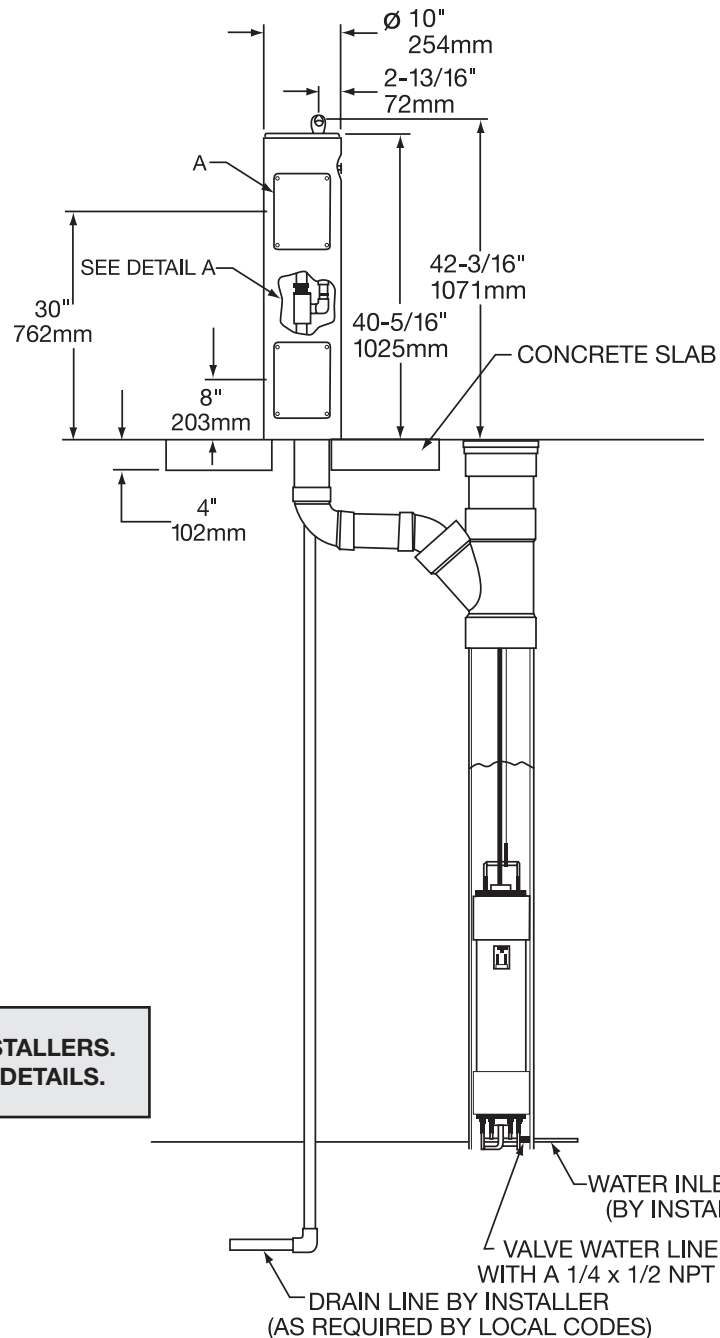
### TOP VIEW

(6) 1/2" (13mm) DIA. HOLES  
EQUALLY SPACED ON A  
12" (305mm) BOLT CENTER

Ø 14"  
356mm



### FRONT VIEW



**Halsey Taylor**®